

Product Overview PROSTHETICS



Schilli Implantology Circle Cooperation



In commemoration:

Prof. Dr. Wilfried Schilli (1928 – 2019) founding member of the SIC – Schilli Implantology Circle – has summed up the tasks and goals of SIC as well as implantology in general in a convincing manner in his welcoming words.

Dear Partners and Friends,

Implantology has changed dentistry. It is, like the surgical joint replacement, a product of modern bone surgery. In 1958, this was completely restructured by the Arbeitsgemeinschaft für Osteosynthese (AO = Association for the Study of Osteosynthesis). Their rules also apply to us: the biomechanical principles of function provide orientation, the vitality of the bone must be preserved. The aim is the most atraumatic surgical procedure possible.

Incorporation of an implant is a biological process, and we must provide the requirements for it to take place smoothly. Every detail of our approach is therefore important. The procedure is optimised and errors are avoided by providing clear surgical protocols. But despite all the schematic optimisation every case remains an individual case. This in particular applies to the subsequent prosthetic restoration. When prosthodontics cooperates with surgery, prosthodontics dominates as it determines the function and aesthetics.

The implant system plays a major role in this process which is influenced by the individual factors of the patient. It is a standard product not only from a technical point of view but also for legal reasons. In this case, continuous optimisation is also a prerequisite for lasting success.

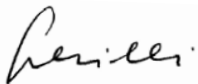
This is one of the tasks of the SIC "Schilli Implantology Circle". The international, interdisciplinary discussion forum integrates current theoretical and scientific research results in the implementation of practice-relevant systems and synchronises them with practical experience.

Another function of the SIC "Schilli Implantology Circle" is also to pass on this success in the form of continuous training.

We are, as are the members of the circle, very enthusiastic about implantology and want to improve the process and product through discussions with competent specialists. Disadvantages and faults as well as possible improvements and prospects are discussed at regional and an international level and scientific investigations and checks are initiated. Organisation and trust are therefore prerequisites for ensuring that everyone profits from this approach and that we can provide our patients with even more reliable and better help.

Sincerely

Prof. Dr. Wilfried Schilli



Founding Member Schilli Implantology Circle

SIC invent Group

**Dear valued Partner,
Welcome to SIC invent!**

Our company

SIC invent is a premium provider in the field of innovative implant-based tooth restorations. The company is headquartered in Basel, Switzerland. The production is in Germany. Products and services are available through subsidiaries and dealers in over 25 countries.

Our outstanding products and services result from the creative, inspiring and collegial collaboration with the SIC "Schilli Implantology Circle". An expert team of enthusiastic dentists, dental technicians and engineers. We are never satisfied with what has already been achieved and do everything we can to continuously improve products and their application. In addition to innovations and user training, the success of our globally operating group of companies is based on our outstanding employees. We look forward to offering you and your team the best products and solutions for treating your patients.



The individual approach

Your very personal and individual requirement for products, service and training is our highest priority.

Our history

One of the pioneers in the development of osteosynthesis screws for craniomaxillofacial surgery, dental implantology and their applications, is my father **Professor Dr. Wilfried Schilli**. His experience of more than 60 years in this field of medicine, dentistry, research and teaching is the cornerstone and foundation for the SIC "Schilli Implantology Circle". It was only through his fundamental and broad knowledge that I was then able to start this venture which is now being carried on by many worldwide practicing colleagues together with the highly professional and dedicated SIC invent team.

The SIC "Schilli Implantology Circle" is an international network of key opinion leaders (KOL) and clinicians using the SIC system. We continually organize task forces in research and training of physicians and dental technicians to ensure the highest level of technology, scientific evidence-based background and patient outcomes.

All of our systems and components have been created in collaboration with the members of the SIC "Schilli Implantology Circle" and before they are finally incorporated into our implant systems, they receive the necessary evidence through studies and application observations at leading universities, clinics, practices and dental laboratories both within and outside the SIC network. The members of SIC and SIC invent AG stand for the highest degree of innovation and quality of our product line and supply concepts worldwide. At this point, I would like to express my gratitude to all of our SIC members. Without this "think tank", it would not be possible to attain our product and training portfolio at such a premium level.

In equal mission

In 2018, SIC invent AG acquired the P-I Brånemark implant systems | pibranemark.com. P-I product lines, produced in a high-quality in-house manufacturing facility, were developed by **Professor Per-Ingvar Brånemark**, jointly with experienced clinicians and scientists, reflecting the pinnacle of his research and knowledge over many years.


P-I solutions are contributing to the SIC invent Group by addressing selected markets, complementing portfolios, further expanding presence and growth. **Professor Per-Ingvar Brånemark** and **Professor Wilfried Schilli** had the same vision and mission for over 50 years, and it gives me great pleasure to provide, through the SIC invent Group, a singular platform for continued developments.

Our philosophy and task

Our mission is to offer top of the line products and solutions for all indications by providing a simplified system with less components, with the ultimate goal of reducing the time and thus treatment costs for the patient while maintaining outstanding clinical outcomes.








Thank you for the confidence and trust you have placed in us, and I look forward to our collaboration.










Sincerely
Georg Schilli



President of the Supervisory Board
Chief Executive Officer
SIC invent AG

Implant-Abutment Connections

 SICace[®], SICmax[®] SICtapered	
Implant	Prosthetics
 3.4/3.7 mm  4.0/4.2 mm	 3.3 mm
 4.5/4.7 mm  5.0/5.2 mm	
	 4.2 mm

 SICvantage[®] max SICvantage[®] tapered	
Implant	Prosthetics
 3.0 mm  3.7 mm	 2.2 mm  2.5 mm
 4.2 mm  4.7 mm  5.2 mm	 2.9 mm

Internal Hex

SIC Gingiva Shapers	p. 8
SIC Impression Technique	p. 8
SIC Fixation Screws for Transfer Abutments	p. 9
SIC Insertion Tool	p. 9
SIC Lab Implants	p. 9
SIC Abutments	p. 10
Standard Abutments	p. 10
SIC "Flex Star" Universal Cast-to Abutment	p. 11
SIC "White Star" Zirconium Oxide Abutment	p. 11
P2F Abutment Dr. Galip Gurel	p. 12
Accessories for Abutments	p. 12
SIC Multi-Unit Abutment System	p. 13
SIC Standard Abutments "Safe on Four"	p. 13
Accessories for Multi-Unit Abutment System	p. 13
SIC Mini Multi-Unit Abutment System	p. 15
Accessories for Mini Multi-Unit Abutment System	p. 15
CAD/CAM	p. 16
SIC Bonding Bases	p. 16
SIC Wax-Up Bases	p. 16
SIC Scan Adapters	p. 17
Milling Blanks	p. 17
Accessories for CAD/CAM	p. 17
Locator®	p. 18
Locator R-Tx® Removable Attachment System	p. 18
Locator F-Tx® Fixed Attachment System	p. 19
Locator® Classic	p. 20
Locator® Accessories	p. 20
Ball and Socket Abutments	p. 21
Prosthetic Tools	p. 22


Conical Interface

Temporary Solutions	p. 24
SIC Gingiva Shapers	p. 24
SIC Impression Technique	p. 25
SIC Insertion Tool	p. 26
SIC Fixation Screws for Transfer Abutments	p. 26
SICvantage® Lab Implants	p. 26
SICvantage® Abutments	p. 27
SICvantage® Standard Abutments	p. 27
SICvantage® Impression Cap for Standard Abutments	p. 28
CAD/CAM	p. 28
SICvantage® Bonding Bases	p. 28
SICvantage® Scan Adapter	p. 28
SICvantage® Milling Blanks	p. 29
SICvantage® Multi-Unit Abutment System	p. 29
SICvantage® Multi-Unit Abutments	p. 29
Accessories for SICvantage® Multi-Unit Abutment System	p. 30
LocFix Attachments	p. 31
SICvantage® LocFix Attachments	p. 31
SIC LocFix Accessories	p. 31
Prosthetic Tools	p. 32

System Overview

1

One single surgical set-up



2

Two different
Implant-Abutment
Connections



Internal Hex



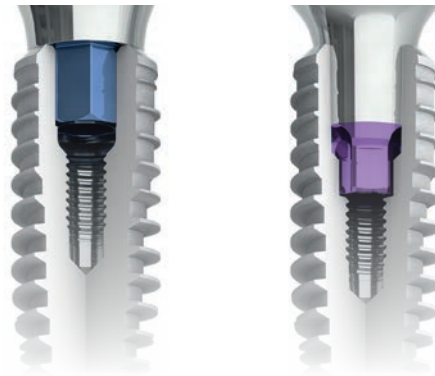
Conical Interface

SICace®
SICmax®

SICvantage® max

SICtapered

SICvantage®
tapered



3

Three complementary implant solutions
for high chairside flexibility

SICace®
(Hex only)

SICmax®
SICvantage® max

SICtapered
SICvantage® tapered














Prosthetic solutions












Tightening Torque

Gingiva Shaper	5 Ncm (hand tight)
Impression Post	5 Ncm (hand tight)
All Fixation Screws and Attachments	20 Ncm
SIC Fixation Post "Safe on Four" with hex 3.0 mm	30 Ncm
SIC Mini Multi-Unit Abutment with hex 1.6 mm	30 Ncm

Please note:

Detailed product dimensions are online available: shop.sic-invent.com

	Single-tooth or complete restorations, cemented or screwed	Bridgework/ Multi-Unit System	Aesthetic components	CAD/CAM Single-tooth/ Bridgework	Over- denture
Crown base					
Abutments					
Healing					
Implant	 <p>SICace® SICmax® SICtapered</p>				

	Single-tooth or complete restorations, cemented or screwed	Bridgework/ Multi-Unit System	Aesthetic components	CAD/CAM Single-tooth/ Bridgework	Over- denture
Crown base					
Abutment					
Healing					
Implant	 <p>SICvantage® max SICvantage® tapered</p>				



Internal Hex

SIC Gingiva Shaper

Gingiva Shapers - cylindrical

	Prosthetic connection	GH 1.0 mm	GH 2.0 mm	GH 3.0 mm	GH 4.0 mm	GH 5.0 mm	GH 7.0 mm
	3.3 mm 	-	935023	935024	935026	935025	935027*
4.2 mm 	-	935074	935075	935073	935079	935071*	

*Please note: This gingiva shaper should mainly be used for bite registration.

Gingiva Shapers - concave, anterior

	Prosthetic connection	GH 1.0 mm	GH 2.0 mm	GH 3.0 mm	GH 4.0 mm	GH 5.0 mm	GH 7.0 mm
	3.3 mm 	935061	935062	935063	935065	935064	935066
4.2 mm 	935069	935076	935077	935072	935078	935070	

Gingiva Shapers - concave, posterior

	Prosthetic connection	GH 1.5 mm	GH 2.0 mm	GH 3.0 mm	GH 4.0 mm	GH 5.0 mm	GH 7.0 mm
	3.3 mm 	935080	-	935081	935087	935082	935091
4.2 mm 	935088	-	935083	935089	935084	935090	

SIC Impression Technique

Transfer Abutment, reposition (incl. SIC Standard Fixation Screw and Transfer Cap with Click)

	Prosthetic connection	GH 4.0 mm	GH 7.0 mm		SIC Transfer Caps, Ø 3.3 mm with Click, 5 pieces 936034		SIC Transfer Caps, Ø 4.2 mm with Click, 5 pieces 936035
	3.3 mm 	936024	936025				
4.2 mm 	936026	936027					

Transfer Abutment, Open Tray Technique (incl. SIC Standard Fixation Screw)



Prosthetic connection	Specific height/length	Fixation Screw 17.5 mm	Fixation Screw 22.5 mm	Fixation Screw 27.5 mm
3.3 mm 	9.8 mm	936201	936207	-
3.3 mm 	13.8 mm	-	936211	936212

Transfer Abutment, Open Tray Technique (incl. SIC Standard Fixation Screw)



Prosthetic connection	Specific height/length	Fixation Screw 17.5 mm	Fixation Screw 22.5 mm	Fixation Screw 27.5 mm
4.2 mm 	9.8 mm	936203	936208	-
4.2 mm 	13.8 mm	-	936216	936217

Fixation Screws for Transfer Abutments (for Open Tray Technique)



Total height	17.5 mm	22.5 mm	27.5 mm
	936525	936527	936526





SIC Insertion Tool (manual use)

for SIC Fixation Screw, for Transfer Abutment, Open Tray Technique

937042



SIC Lab Implants



Prosthetic connection	
3.3 mm 	936133
4.2 mm 	936232

SIC Lab Implants for digital workflow





Prosthetic connection	
3.3 mm 	936130
4.2 mm 	936131

Provisional Abutments




(incl. SIC Standard Fixation Screw)






Prosthetic connection	
3.3 mm 	936702
4.2 mm 	936704

SIC Abutments




Standard Abutments, anterior, straight (incl. SIC Standard Fixation Screw)

	Prosthetic connection	GH 1.0 mm	GH 2.0 mm	GH 3.0 mm	GH 5.0 mm	GH 7.0 mm
	3.3 mm 	936163	935800	936153	935801	-
4.2 mm 	936165	935803	936152	935804	935805	




Standard Abutments, anterior, 15° angle (incl. SIC Standard Fixation Screw)

	Prosthetic connection	GH 1.0 mm	GH 3.0 mm	GH 5.0 mm	GH 7.0 mm
	3.3 mm 	936164	936154	936182	-
4.2 mm 	936166	936657	936184	936185	




Standard Abutments, anterior, 25° angle (incl. SIC Standard Fixation Screw, short)

	Prosthetic connection	GH 1.0 mm	GH 3.0 mm	Caution: With SIC Standard Abutment 25° always use SIC Standard Fixation Screw, short.
	3.3 mm 	936300	936301	
4.2 mm 	936304	936305		

Standard Abutments, posterior, straight (incl. SIC Standard Fixation Screw)

	Prosthetic connection	GH 1.5 mm	GH 3.0 mm	GH 5.0 mm	GH 7.0 mm
	3.3 mm 	935727	935728	935802	-
4.2 mm 	935729	935730	935726	935806	

Standard Abutments, posterior, 15° angle (incl. SIC Standard Fixation Screw)

	Prosthetic connection	GH 1.5 mm	GH 3.0 mm	GH 5.0 mm	GH 7.0 mm
	3.3 mm 	935731	935732	936183	-
4.2 mm 	935733	935734	936186	936187	

"Flex Star" Universal Cast-to Abutment

for non-precious alloy
(incl. SIC Standard Fixation Screw)







Material: PtIr

Prosthetic connection	Hex 2.3 mm	Cone 2.3 mm for bridgework
3.3 mm 		
	936615	936613
4.2 mm 		
	936616	936614




"Flex Star" Universal Cast-to Abutment

high-fusing alloy
(incl. SIC Standard Fixation Screw)











Material: AuPt

Prosthetic connection	Hex 2.3 mm	Cone 2.3 mm for bridgework
3.3 mm 		
	936647	936645
4.2 mm 		
	936665	936646

"White Star" Zirconium Oxide Abutment burn-onable (incl. SIC Standard Fixation Screw)

	Prosthetic connection	GH 1.5 mm	GH 3.0 mm
	3.3 mm 	936148	936149
	4.2 mm 	936150	936151

P2F Abutment Dr. Galip Gurel (incl. SIC Standard Fixation Screw)

Prosthetic connection	round		triangle		oval					
	3.3 mm 									
	GH 2.0 mm	GH 4.0 mm	GH 2.0 mm	GH 4.0 mm	GH 2.0 mm	GH 4.0 mm	GH 2.0 mm	GH 4.0 mm	GH 2.0 mm	GH 4.0 mm
	935750*	935751*	935752*	935753*	935754*	935755*	935754*	935755*	935754*	935755*

* The abutment is clicked onto the SIC CEREC bonding base

SIC Accessories for Abutments



SIC Standard Fixation Screw for all SIC Standard Abutments

936658



SIC Fixation Screw, short for all SIC Standard Abutments 25°, SIC "Safe on Four" angled, SIC Bonding Bases angled

936529






SIC Universal Abutment-Holder for all SIC Standard Abutments

936110

SIC Multi-Unit Abutment System




Bar and Bridge Abutment "Safe on Four" (incl. SIC Fixation Post "Safe on Four")

	Prosthetic connection	GH 1.5 mm	GH 3.0 mm
	3.3 mm 	936253	936254
4.2 mm 	936255	936256	






Please note: Tightening torque for SIC Multi-Unit Abutment SoF, straight is 30 Ncm with any SIC insertion tool hex 3.0.

Standard Abutment "Safe on Four", 16° angle (incl. SIC Fixation Screw, short)

	Prosthetic connection	GH 1.5 mm	GH 3.0 mm
	3.3 mm 	936259	936261
4.2 mm 	936263	936262	

Standard Abutment "Safe on Four", 30° angle (incl. SIC Fixation Screw, short)

	Prosthetic connection	GH 1.5 mm	GH 3.0 mm
	3.3 mm 	936260	-
4.2 mm 	936264	936265	

SIC Accessories for Multi-Unit Abutment System



SIC Gingiva Shaper "Safe on Four", cylindrical

936252



SIC Transfer Abutment "Safe on Four", reposition (incl. SIC Transfer Cap with Click)

936250



SIC Transfer Caps with Click, 5 pieces

950490



SIC Transfer Abutment "Safe on Four", Open Tray Technique (incl. SIC Fixation Screw 16.0 mm)

936275



SIC Fixation Screw "Safe on Four" 16.0 mm, for Transfer Abutment, Open Tray Technique






936541



SIC Lab Implant "Safe on Four"

936251

Crown Base "Safe on Four" (incl. SIC Fixation Screw "Safe on Four")

Total height [mm]	9.0	10.0	12.4	12.4	6.2
Material	Titanium Grade 5	PMMA	AuPt	PtIr	Titanium Grade 5
					
	Titanium	residue-free burn-out	high-fusing alloy	for non-precious alloy	CAD/CAM
	936270	936276	936272	936273	936278



SIC Bar Coping "Safe on Four" (incl. SIC Fixation Screw "Safe on Four")

936274



SIC Scan Adapter for SIC "Safe on Four"

936271



SIC Cutter Ø 5.2 mm for SIC "Safe on Four", with Guidance Tip

935230



SIC Fixation Post "Safe on Four", GH 1.5 mm

936257



SIC Fixation Post "Safe on Four", GH 3.0 mm

936258



SIC Positioning Aid 16° and 30° for "Safe on Four"

936280

SIC Planning Guide for SIC "Safe on Four"

936281



SIC Fixation Screw "Safe on Four"

936540



SIC Fixation Screw, short

936529



SIC Standard Bar, round, Ø 1.9 mm, gold

936682



SIC Bar Clip, gold

936683

SIC Mini Multi-Unit Abutment System

SIC Mini Multi-Unit Abutment System, straight



Prosthetic connection	GH 1.5 mm	GH 3.0 mm
3.3 mm 	936285	936286
4.2 mm 	936287	936288



SIC TR Screwdriver for Mini Multi-Unit, short, hex 1.6 mm

937131



SIC TR Screwdriver for Mini Multi-Unit, long, hex 1.6 mm

937132

Please note: Torque for SIC Mini Multi-Unit Abutment is 30 Ncm with the screwdriver hex 1.6.

SIC Accessories for Mini Multi-Unit Abutment System



SIC Mini Multi-Unit Crown Base, Titanium (incl. SIC Fixation Screw for Mini Multi-Unit)

936289



SIC Mini Multi-Unit Crown Base, residue-free burn-out (incl. SIC Fixation Screw for Mini Multi-Unit)

936290



SIC Transfer Abutment "Mini Multi-Unit", reposition (incl. SIC Fixation Screw for Mini Multi-Unit and Transfer Cap with Click)

936291



SIC Transfer Caps with Click, 5 pieces

950490



SIC Transfer Abutment "Mini Multi-Unit", Open Tray Technique (incl. SIC Fixation Screw 16.0 mm)

936292



SIC Lab Implant "Mini Multi-Unit"

936293



SIC Fixation Screw for Mini Multi-Unit

936295



SIC Scan Adapter for Mini Multi-Unit

936296









SIC Gingiva Shaper "Mini Multi-Unit", cylindrical

936294

CAD/CAM

SIC Bonding Base CAD/CAM, straight



(incl. SIC Standard Fixation Screw)

Prosthetic connection	Hex 2.3 mm	Cone 2.3 mm for bridgework
3.3 mm 		
	936190	936191
4.2 mm 		
	936196	936197

SIC Bonding Base CAD/CAM, 15° angle



(incl. SIC Standard Fixation Screw, short)



Prosthetic connection	
3.3 mm 	936192
4.2 mm 	936198

SIC Bonding Base CAD/CAM, straight, CEREC (incl. SIC Standard Fixation Screw)





Prosthetic connection	GH 0.3 mm	GH 3.0 mm
3.3 mm 	936188	936228
4.2 mm 	936189	936229

SIC Wax-Up Base CAD/CAM

(incl. SIC Standard Fixation Screw)



Prosthetic connection	
3.3 mm 	936701
4.2 mm 	936703

Please note: All CAD/CAM bases can be used as provisional abutment, as well.



SIC Scan Post CEREC (incl. SIC Standard Fixation Screw) for digital modelling of CAD/CAM Customized Milled Abutments

936236

Scan Post CEREC for a thick gingiva situation.




SIC Scan Adapter (incl. SIC Standard Fixation Screw) for digital modelling of CAD/CAM Customized Milled Abutments

936237

Precondition: Open CAD/CAM system SimesaCAD, 3Shape, ExoCAD (Fraunhofer), DentalWings or LaserDenta with output of unencrypted STL data
Manufacturing of Abutments: simesa medical, Luxemburg

Note: The latest versions of the SIC libraries can be downloaded on www.sic-invent.com/cad-cam.

Milling Blank CAD/CAM, M-Line (incl. SIC Standard Fixation Screw)



Prosthetic connection

3.3 mm 	936226
4.2 mm 	936227

Precondition: MEDENTIKA® PreFace® Abutment holder.

Milling Blank CAD/CAM, A-Line (incl. SIC Standard Fixation Screw)



Prosthetic connection

3.3 mm 	936224
4.2 mm 	936225

Precondition: Arum Abutment holder.

SIC Accessories for CAD/CAM



SIC Standard Fixation Screw red, for Ceramic Abutment CAD/CAM

936528



SIC Fixation Screw, short

936529



SIC Standard Fixation Screw for all SIC Standard Abutments

936658

SIC Lab Implants for digital workflow






Prosthetic connection





3.3 mm 	936130
4.2 mm 	936131

Locator R-Tx[®] Removable Attachment System

Locator R-Tx[®] Attachments (incl. Abutment and Processing Components)

	Prosthetic connection	GH 1.0 mm	GH 2.0 mm	GH 3.0 mm	GH 4.0 mm	GH 5.0 mm	GH 6.0 mm
	3.3 mm 	31805-01	31805-02	31805-03	31805-04	31805-05	31805-06
4.2 mm 	31806-01	31806-02	31806-03	31806-04	31806-05	31806-06	

Locator R-Tx[®] Retention Insert, 4 pieces each

Retention	zero	low	medium	high
Colour	grey	blue	pink	white
				
	30001-01	30002-01	30003-01	30004-01

Accessories for Locator R-Tx[®]



Locator R-Tx[®] Processing Insert, black, 4 pieces

30012-01



Locator[®] Block-Out Spacer, white, 20 pieces

8514



Locator R-Tx[®] Denture Attachment Processing Assembly, 4 pieces

30013-01



Locator R-Tx[®] Impression Coping, 4 pieces

30017-01



Locator R-Tx[®] Processing Spacer, 4 pieces

30018-01



Locator R-Tx[®] Abutment Analog 3.35 mm, 4 pieces

30014-01



Locator R-Tx[®] Abutment Analog 4.00 mm, 4 pieces

30015-01



Locator R-Tx[®] Abutment Analog 5.00 mm, 4 pieces

30016-01

Locator R-Tx[®] Instruments



Locator R-Tx[®] Retention Insert Tool




30021-01

Please note: All Locator R-Tx[®] Attachments can be screwed with any SIC Screwdriver (hex 1.2 mm).






Locator F-Tx[®] Fixed Attachment System

Locator F-Tx[®] Attachments (incl. Abutment and Processing Components)

	Prosthetic connection	GH 1.5 mm	GH 2.0 mm	GH 3.0 mm	GH 4.0 mm	GH 5.0 mm	GH 6.0 mm
	3.3 mm 	11805-01	11805-02	11805-03	11805-04	11805-05	11805-06
4.2 mm 	11806-01	11806-02	11806-03	11806-04	11806-05	11806-06	

Locator F-Tx[®] Retention Balls 2 pieces each

Retention [kg]	2.3	4.5	9.0
Colour	blue	white	green
			
	10033-01	10034-01	10035-01

Accessories for Locator F-Tx[®]



Locator F-Tx[®],
Processing Ball,
black,
2 pieces

10032-01



Locator F-Tx[®], Processing
Cap, 2 pieces

10030-01



Locator F-Tx[®],
Healing Cap, 2 pieces

10036-01



Locator F-Tx[®]
Denture Attach-
ment Housing,
2 pieces

10041-01



Locator F-Tx[®], Abutment
Analog, 2 pieces

10037-01



Locator F-Tx[®],
Waxing Cap, 2 pieces

10040-01



Locator F-Tx[®]
Impression Coping,
2 pieces

10043-01



Locator F-Tx[®], Polishing
Cap, 2 pieces

10039-01



Locator F-Tx[®], Removal Loop

10023-01



Locator F-Tx[®], Removal
Tool Bar

10024-01



Locator F-Tx[®],
Prosthesis Booster Set,
10 mm/8 mm/8 mm

10045-01



Locator F-Tx[®],
Prosthesis Booster Set,
8 mm/6 mm/6 mm

10044-01



Locator F-Tx[®] Seating &
Removal Tool

10100

Locator F-Tx[®],
Prosthesis Booster,
Y Connector

10061-01

Locator F-Tx[®] Instruments



Locator F-Tx[®]
Attachment
System,
Manual Driver

10028-01



Locator F-Tx[®] Attachment
System, Latch Driver

10029-01






Locator F-Tx[®],
Retention Ball
Hex Driver

10042-01








Locator[®]

Locator[®] Attachments incl. Locator[®] Matrix Set 935717

	Prosthetic connection	GH 0.0 mm	GH 1.0 mm	GH 2.0 mm	GH 3.0 mm	GH 4.0 mm	GH 5.0 mm
	3.3 mm 	935702	935710	935703	935711	935704*	935708*
	4.2 mm 	935705	935712	935706	935713	935707	935709

*Indicated with a minimum implant diameter of 4.0 mm or 4 locator abutments on one framework.

Locator[®] Replacement Male, 4 pieces each

Retention [kg]	2.3	1.4	0.7	no retention	1.8	0.9	0.5
Colour	clear	pink	blue	grey	green	orange	red
					 extended application	 extended application	 extended application
	935718	935719	935724	935723	935720	935725	935721

Locator[®] Accessories



Locator[®] Matrix Set,
5-part

935717



Locator[®]
Impression Post

935715



Locator[®] Lab Implant

935716



Locator[®] Insertion
Tool, Angle Piece


935722








Locator[®] Tool, 3-part

935714






Ball and Socket Abutments

	Prosthetic connection	GH 2.0 mm	GH 4.0 mm
	3.3 mm 	936157	936158
4.2 mm 	936016	936017	

Inner Matrices

Retention force [kg]	-	0.8	0.6	0.8	1.2
	Inner Assembly Matrix, blue (for model)	Inner Matrix, gold, suitable for activation	Inner Matrix, yellow, light	Inner Matrix, green, standard	Inner Matrix, red, strong
Material	Titanium Grade 5	AuPt	Titanium Grade 5	Titanium Grade 5	Titanium Grade 5
					
	936001	936002	936005	936004	936003

Accessories Ball and Socket Attachments

 <p>Retention Cap, universal</p> <p>936008</p>	 <p>Spacer for Retention Cap, universal</p> <p>936013</p>	 <p>Lab Implant for Ball and Socket Attachments</p> <p>936610</p>	 <p>Polymerisation Aid (PCV ring), 10 pieces</p> <p>936010</p>
 <p>Block-Out Aid (distance plate), 2 pcs.</p> <p>936014</p>	 <p>Paralleling Tool</p> <p>936015</p>	 <p>Activator/Deactivator for Inner Matrix "gold"</p> <p>937040</p>	 <p>Torque Ratchet, 4 Ncm, Matrix</p> <p>936006</p>

Prosthetic Tools

Prosthetic Trays



SIC Prosthetic Tray TR, equipped (incl. TR Screwdrivers – short and long – and TR Torque Ratchet incl. Adapter)

935526



SIC Prosthetic Tray, empty

935523



SIC Torque Ratchet, Titanium, incl. Adapter for Angle Piece Instruments

937127



SIC Counter Ratchet with "Easy Handle"

937122



SIC TR Adapter for Angle Piece Instruments

937108



SIC "Easy Screw" designed by Dr. G. Bayer

935300





SIC Insertion Tools, Angle Piece




Length [mm]	20.0	28.0
		long
		
	937113	937112

Also usable with SIC Multi-Unit Abutment, straight.

SIC Screwdriver, Angle Piece

Length [mm]	5.0	15.0
	"direct", short, hex 1.2 mm	"direct", long, hex 1.2 mm
		
	937032	937031




SIC TR Screwdrivers

Length [mm]	17.0	25.0	32.5
	extra short, hex 1.2 mm	short, hex 1.2 mm	long, hex 1.2 mm
			
	937130	937128	937129




Conical Interface

Temporary Solutions

SICvantage® TempCap, Gingiva Shaper for Insertion Post



		Prosthetic connection	
	2.5 mm 		950400
	2.9 mm 		950401

SICvantage® TempFix, Provisional Abutment for Insertion Post




		Prosthetic connection	
	2.5 mm 		950410
	2.9 mm 		950411

Gingiva Shapers


SICvantage® Gingiva Shapers grey - anterior, concave

	Prosthetic connection	GH 1.0 mm	GH 2.0 mm	GH 3.0 mm	GH 4.0 mm	GH 5.0 mm
	2.2 mm 		950316	950317	950318	950319

SICvantage® Gingiva Shapers - anterior, concave

		Prosthetic connection	GH 1.0 mm	GH 2.0 mm	GH 3.0 mm	GH 4.0 mm	GH 5.0 mm	GH 7.0 mm
	2.5 mm 		950336	950337	950338	950339	950340	950344
	2.9 mm 		950356	950357	950358	950359	950360	950364


SICvantage® Gingiva Shapers - posterior, concave




		Prosthetic connection	GH 1.5 mm	GH 3.0 mm	GH 5.0 mm	GH 7.0 mm
	2.5 mm 		950341	950342	950343	950345
	2.9 mm 		950361	950362	950363	950365


Impression Technique


SICvantage® Transfer Abutment, reposition


(incl. integrated Fixation Screw and Transfer Cap with Click)





Prosthetic connection	GH 4.0 mm		GH 7.0 mm	
	short		long	
2.2 mm 	950451	950452		
2.5 mm 	950453	950454		
2.9 mm 	950455	950456		





SIC Transfer Caps, grey with Click, 5 pieces
950491





SIC Transfer Caps, blue with Click, 5 pieces
950492






SIC Transfer Caps, red with Click, 5 pieces
950493

SICvantage® Transfer Abutment, Open Tray Technique


(incl. SIC Fixation Screw)





Prosthetic connection	Specific height/length	Fixation Screw 22.5 mm	Fixation Screw 27.5 mm
2.5 mm 	9.0 mm	950473	-
2.5 mm 	13.0 mm	-	9350474

SICvantage® Transfer Abutment, Open Tray Technique

(incl. SIC Fixation Screw)



Prosthetic connection	Specific height/length	Fixation Screw 22.5 mm	Fixation Screw 27.5 mm
2.9 mm 	9.0 mm	950475	-
2.9 mm 	13.0 mm	-	950476



SIC Insertion Tool (manual use)

for SIC Fixation Screw, for Transfer Abutment,
Open Tray Technique

937042

SIC Fixation Screws for Transfer Abutments (for Open Tray Technique)



Total height	17.5 mm	22.5 mm	27.5 mm
	936525	936527	936526

SIC Accessories for Abutments



SICvantage®
Fixation Screw
for prosthetics in
grey
M 1.4



950511



SIC Standard Fixation
Screw,
M 1.6



936658



SICvantage® Fixation Screw, short
for SICvantage® Multi-Unit
16° and 30°



950513

SICvantage® Lab Implants



Prosthetic
connection

2.2 mm  950504

2.5 mm  950505





2.9 mm  950506

SICvantage® Standard Abutments

© incl. SICvantage® Fixation Screw M1.4 and Impression Cap

© © incl. SIC Standard Fixation Screw M1.6 and Impression Cap





SICvantage® Standard Abutments, anterior, straight

	Prosthetic connection	GH 1.0 mm	GH 2.0 mm	GH 3.0 mm	GH 5.0 mm
	2.2 mm 	950601	950602	950603	-
2.5 mm 	950621	950622	950623	950624	
2.9 mm 	950641	950642	950643	950644	

SICvantage® Standard Abutments, posterior, straight

	Prosthetic connection	GH 1.5 mm	GH 3.0 mm	GH 5.0 mm
	2.5 mm 	950625	950626	950627
2.9 mm 	950645	950646	950647	

SICvantage® Standard Abutments, anterior, 15° angle

	Prosthetic connection	GH 1.0 mm	GH 2.0 mm	GH 3.0 mm	GH 5.0 mm
	2.2 mm 	950608	950609	950610	-
2.5 mm 	950628	-	950629	950630	
2.9 mm 	950648	-	950649	950650	







SICvantage® Standard Abutments, posterior, 15° angle

	Prosthetic connection	GH 1.5 mm	GH 3.0 mm	GH 5.0 mm
	2.5 mm 	950631	950632	950633
2.9 mm 	950651	950652	950653	

SICvantage® Standard Abutments, anterior, 25° angle

	Prosthetic connection	GH 1.0 mm	GH 3.0 mm
	2.5 mm 	950634	950635
2.9 mm 	950654	950655	

SICvantage® Impression Cap for Standard Abutments

Prosthetic connection	2.2 mm 	2.5 mm 	2.9 mm 
Colour	Grey	Blue	Red
			
	950695	950696	950697




CAD/CAM

 incl. SICvantage® Fixation Screw M1.4 and Impression Cap

  incl. SIC Standard Fixation Screw M1.6 and Impression Cap

SICvantage® Bonding Base CAD/CAM, straight




SICvantage® Bonding Base CAD/CAM, straight for bridgework




Prosthetic connection	GH 1.0 mm
 2.2 mm	950741
 2.5 mm	950761
 2.9 mm	950771

GH 0.35 mm
950742
950762
950772

SICvantage® Bonding Base CAD/CAM, 15° angle







SICvantage® Bonding Base CAD/CAM, straight, CEREC

Prosthetic connection	GH 1.0 mm
 2.2 mm	950743
 2.5 mm	950763
 2.9 mm	950773

Prosthetic connection	GH 1.0 mm	GH 3.0 mm
 2.2 mm	950744	-
 2.5 mm	950764	950765
 2.9 mm	950774	950775

SICvantage® Scan Adapter

for digital modelling of CAD/CAM Customized Milled Abutments







Prosthetic connection	2.2 mm 	2.5 mm 	2.9 mm 
			
	950801	950802	950803

Precondition: Open CAD/CAM system. SimedaCAD, 3Shape, ExoCAD (Fraunhofer), DentalWings or LaserDenta with output of unencrypted STL data. Manufacturing of Abutments: simeda medical, Luxemburg

SICvantage® Milling Blanks CAD/CAM, A-Line

incl. SICvantage® Fixation Screw M1.4 and Impression Cap

incl. SIC Standard Fixation Screw M1.6 and Impression Cap







Prosthetic connection	2.2 mm	2.5 mm	2.9 mm
			
			
	950784	950785	950786

Precondition: MEDENTIKA® PreFace® Abutment-Holder

SICvantage® Milling Blanks CAD/CAM, M-Line

incl. SICvantage® Fixation Screw M1.4 and Impression Cap

incl. SIC Standard Fixation Screw M1.6 and Impression Cap



Prosthetic connection	2.2 mm	2.5 mm	2.9 mm
			
			
	950781	950782	950783

Precondition: MEDENTIKA® PreFace® Abutment-Holder

SICvantage® Multi-Unit Abutment System

SICvantage® Multi-Unit Abutment "Safe on Four", straight



Prosthetic connection	GH 1.5 mm	GH 3.0 mm
2.5 mm 	950710	950711
2.9 mm 	950712	950713





Please note: Tightening torque for SICvantage® Multi-Unit Abutment SoF, straight is 30 Ncm with any SICvantage® insertion tool.

SICvantage® Multi-Unit Abutment "Safe on Four", 16° angle

incl. SICvantage® Fixation Screw, short M 1.6





Prosthetic connection	GH 1.5 mm	GH 3.0 mm
2.5 mm 	950716	950717
2.9 mm 	950720	950721






SICvantage® Multi-Unit Abutment "Safe on Four", 30° angle

incl. SICvantage® Fixation Screw, short M 1.6



Prosthetic connection	GH 1.5 mm	GH 3.0 mm
2.5 mm 	950718	950719
2.9 mm 	950722	950723

Crown Base "Safe on Four" (incl. SIC Fixation Screw "Safe on Four")

Total height [mm]	9.0	10.0	12.4	12.4	6.2
Material	Titanium Grade 5	PMMA	AuPt	PtIr	Titanium Grade 5
					
	Titanium	residue-free burn-out	high-fusing alloy	for non-precious alloy	CAD/CAM
	936270	936276	936272	936273	936278

SIC Accessories for Multi-Unit Abutment System



SIC Gingiva Shaper
"Safe on Four",
cylindrical

936252



SIC Gingiva Shaper
"Safe on Four",
with Click

950731



SIC Lab Implant
"Safe on Four"

936251



SIC Transfer Abutment
"Safe on Four",
reposition (incl. SIC
Transfer Cap with Click)

936250



SIC Transfer Abutment
"Safe on Four", Open Tray
Technique
(incl. SIC Fixation Screw
16.0 mm)

936275



SIC Fixation Screw
"Safe on Four" 16.0 mm,
for Transfer Abutment,
Open Tray Technique

936541



SIC Cutter Ø 5.2 mm
for SIC "Safe on Four",
with Guidance Tip

935230



SIC Scan Adapter for
SIC "Safe on Four"

936271



SICvantage®
Positioning Aid
16° and 30° for
SICvantage®
"Safe on Four"

950730



SIC Bar Coping
"Safe on Four"
(incl. SIC Fixation
Screw "Safe on Four")

936274



SIC Fixation Screw
"Safe on Four"

936540

SIC Planning Guide for
SIC "Safe on Four"

936281



SICvantage® Fixation
Screw, short

950513



SIC Transfer Caps
with Click, 5 pieces

950490



SIC Standard Bar,
round, Ø 1.9 mm,
gold

936682






SIC Bar Clip, gold

936683







LocFix Attachments

SICvantage® LocFix Attachments

 Prosthetic connection	GH 1.0 mm	GH 2.0 mm	GH 3.0 mm	GH 4.0 mm	GH 5.0 mm	GH 6.0 mm
	2.5 mm 	951201	951202	951203	951204	951205
2.9 mm 	951208	951209	951210	951211	951212	951213

Please order the Matrix Set additionally: 935717

SIC LocFix Replacement Male 4 pieces each

Retention [kg]	1.9	1.1	0.7	1.8	1.1	0.6
Color	clear	pink	blue	green	orange	red
						
				extended application	extended application	extended application
	951251	951252	951253	951256	951257	951258

SIC LocFix Accessories



SIC LocFix Processing Male, 4 pieces, black

951250



SIC LocFix Denture Cap incl. Processing Male, black

951260



SIC LocFix Block-Out Ring, 4 pieces

951261



SIC LocFix Impression Post incl. Processing Male, black

951262



SIC LocFix Lab Implant

951263



SIC LocFix Insertion Tool, Angle Piece

951265



SIC LocFix Tool, 3-part

951264



Locator® Matrix Set, 5-part

935717

Prosthetic Tools

Prosthetic Trays



SIC Prosthetic Tray TR, equipped (incl. TR Screwdrivers – short and long – and TR Torque Ratchet incl. Adapter)

935526



SIC Prosthetic Tray, empty


935523



SIC Torque Ratchet, Titanium, incl. Adapter for Angle Piece Instruments

937127

SICvantage® Extractor for prosthetics

Prosthetics [mm]	2.2 		2.5/2.9 mm  		
					
	short	long	extra short	short	long
	951616	951617	951623	951618	951619



Insertion Tool (manual use)
for SIC Fixation Screw, for
Transfer Abutment, Open
Tray Technique

937042



SIC TR Adapter for Angle
Piece Instruments

937108



SICvantage® TR
Insertion Tool S,
short



951613

SICvantage® Insertion Tools, Angle Piece




Length [mm]	20.0	28.0
		long
		
	951615	951614

Also usable with SICvantage® Multi-Unit Abutment, straight.

SIC Screwdriver, Angle Piece

Length [mm]	5.0	15.0
	"direct", short	"direct", long
		
	937032	937031

SIC TR Screwdrivers

Length [mm]	17.0	25.0	32.5
	extra short, hex 1.2 mm	short, hex 1.2 mm	long, hex 1.2 mm
			
	937130	937128	937129



Headquarters:

SIC invent AG

Birmannsgasse 3
4055 Basel, Switzerland
Tel.: +41 61 260 24 60
contact.switzerland@sic-invent.com

SIC invent Deutschland GmbH

Willi-Eichler-Str. 11
37079 Göttingen, Germany
Tel.: +49 551 504 29 40
contact.germany@sic-invent.com

SIC invent Austria GmbH

Kohlmarkt 7/Stg. 2/58
1010 Wien, Austria
Tel.: +43 1 533 70 60
contact.austria@sic-invent.com

SIC invent Asia-Pacific Inc.

6F, 6, Banpo-daero 23-gil, Seocho-gu,
Seoul, Republic of Korea
Tel.: +82 2 585 9700
contact.korea@sic-invent.com

SIC invent ShangHai Limited

Office 721, Building 2-1,
German Business Center
No. 88, Keyuan Road,
Zhangjiang Hi-Tech Park
201203 Shanghai / PR China
Tel.: +86 21 5855 0126
contact.china@sic-invent.com

SIC invent North America Inc.

contact.usa@sic-invent.com

www.sic-invent.com

www.my-sic.com

Online Shop
for all SIC invent
products

